Multiple District 110

As of October 2026 Cumulative

Year	New Clubs	Dropped Clubs	Gain/ Loss Clubs	New Members	Charter Members	Reinstate Members	Transfer Members	Total Member Added	Total Members Dropped	Gain/ Loss Members
2022-2023	1	12	-11	583	21	70	30	704	909	-205
2023-2024	2	6	-4	611	42	62	75	790	878	-88
2024-2025	0	2	-2	575	0	53	74	702	1,056	-354
2025-2026	0	4	-4	518	0	27	63	608	784	-176
2026-2027	0	0	0	132	0	3	8	143	131	12
Average	**1**	**5**	**-4**	**484**	**13**	**43**	**50**	**589**	**752**	**-162**

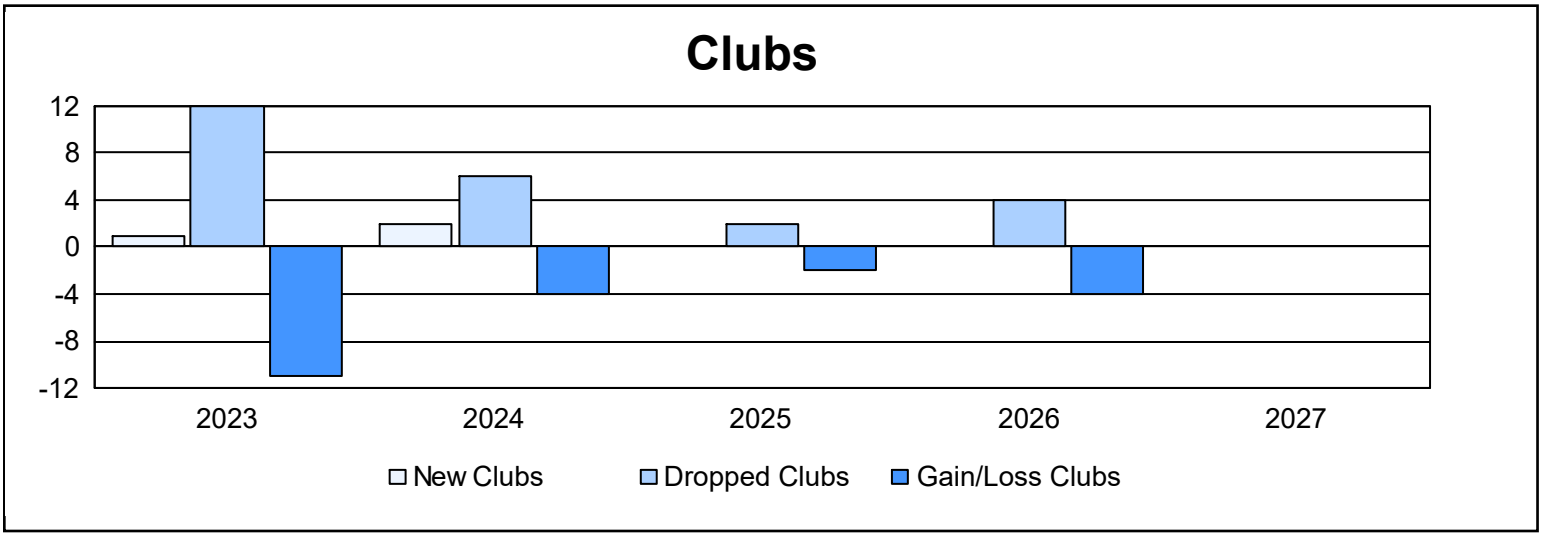

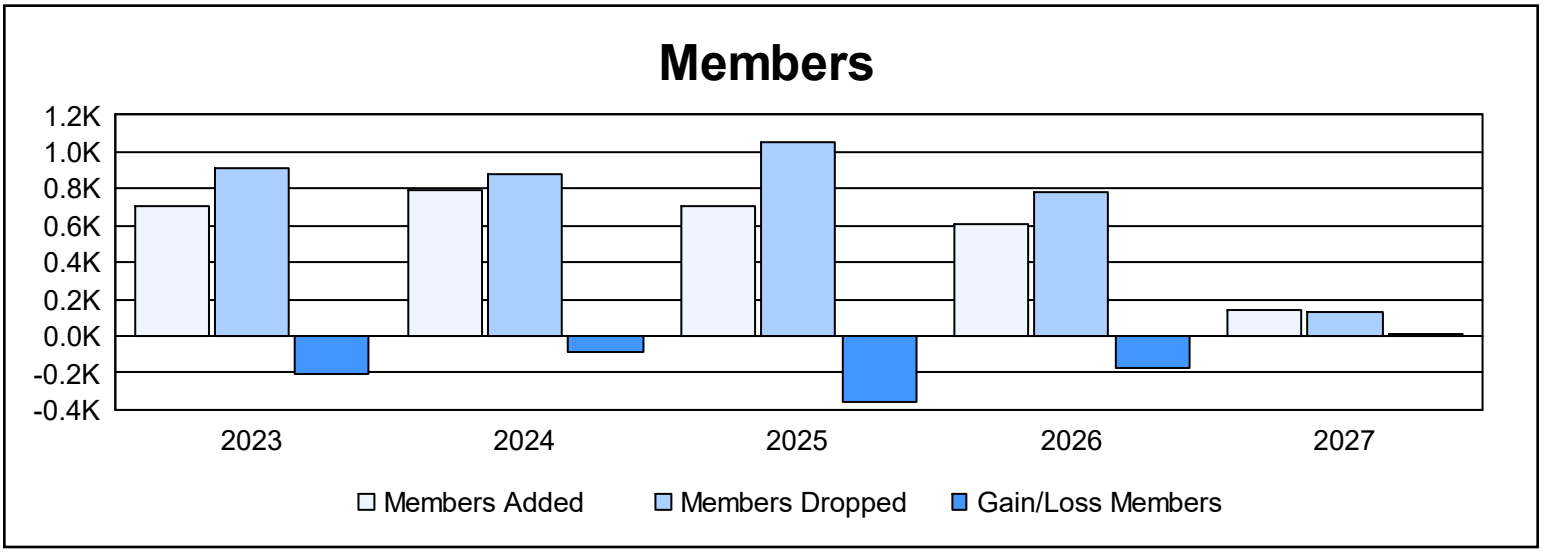

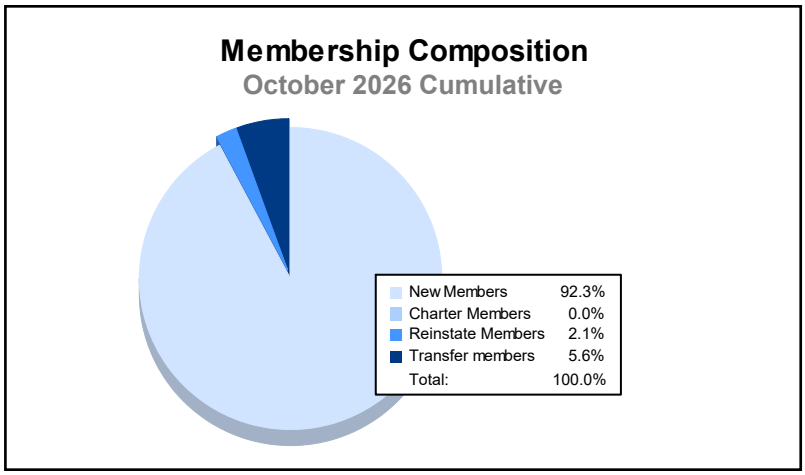
Membership Composition
October 2026 Cumulative
New Members 92.3%
Charter Members 0.0%
Reinstate Members 2.1%
Transfer members 5.6%
Total: 100.0%

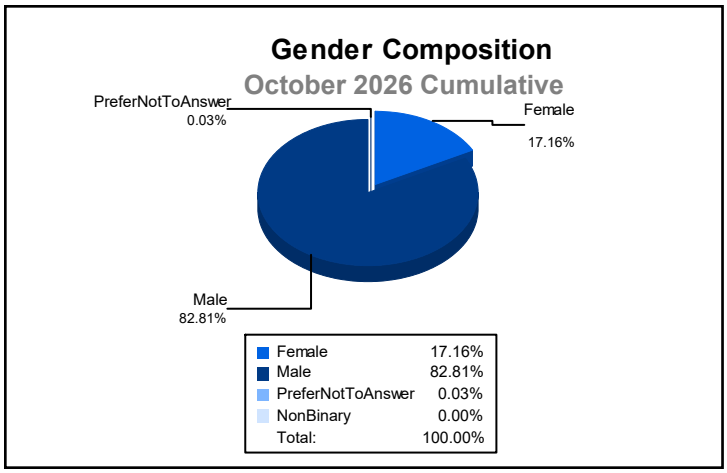
Gender Composition
October 2026 Cumulative
PreferNotToAnswer
0.03%
Female
17.16%
Male
82.81%
Female 17.16%
Male 82.81%
PreferNotToAnswer 0.03%
NonBinary 0.00%
Total: 100.00%